

## WHO WE ARE

The **Office of Fellowships and Community Engagement (OFCE)** provides information and assistance to graduate students to help them become more successful in their search for funding outside of the UA.

Some of the services we offer include:

- *Graduate Funding Newsletter*: monthly
- *Application Support*: DAAD, Fulbright-Hays, NSF GRFP, and more!
- *Workshops and Presentations*: In-person and online

## CONTACT US

We are located in the Graduate College Graduate Center Building, which is on the south-east corner of 1<sup>st</sup> St. and Cherry Ave.

**Address:**

1600 E. 1<sup>st</sup> St.

Tucson, AZ 85721

**Phone:**

(520) 626-0870

**Email:**

[shellh@email.arizona.edu](mailto:shellh@email.arizona.edu)

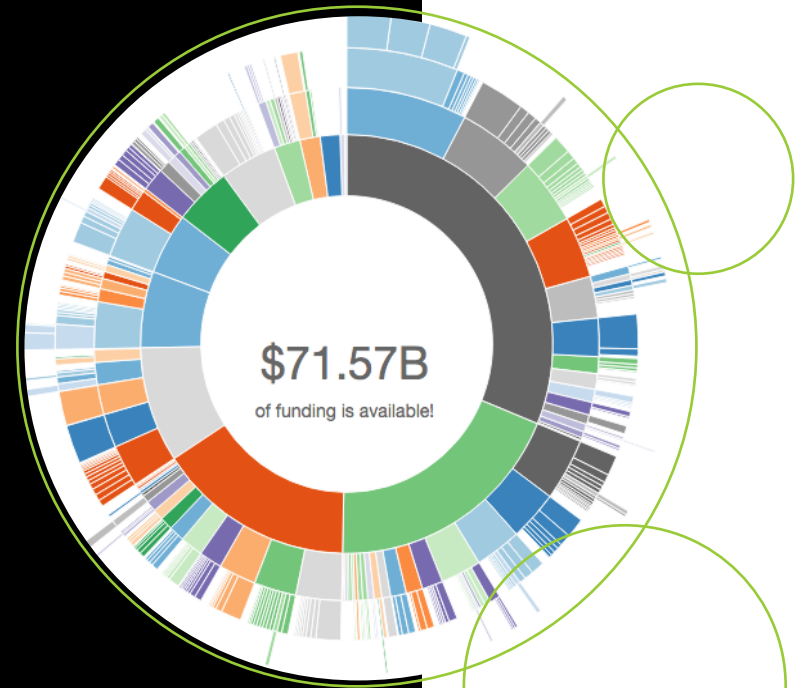
**Web:**

<https://grad.arizona.edu/ofce/>



Created by Alex Kemp, Ph.D. Student in Educational Leadership and OFCE Graduate Assistant.

# Pivot 101



Office of Fellowships  
& Community  
Engagement

Created Fall 2019

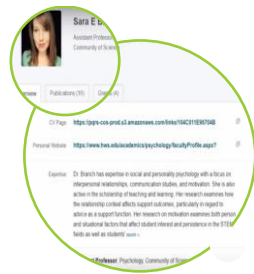
# TABLE OF CONTENTS

- Top 3 Ways You Can Optimize Your Pivot Account ..... 1
- (1) Create a Profile ..... 2
  - Create/claim a Pivot account/profile ..... 2
  - Detail all profile sections ..... 2
- (2) Find Funding Opportunities..... 3
  - Use keywords to narrow your search ..... 3
  - Track relevant grants/fellowships ..... 3
- (3) Collaborate with Researchers ..... 4
- Benefits to Using Pivot ..... 5
  - Video Tutorials..... 5



# TOP 3 WAYS TO OPTIMIZE PIVOT

## (1) Create a Profile



New to Pivot? Check out this 2-minute introduction video: <https://youtu.be/L-EIAUjigaB8>

- Stay on top of updates and key deadlines
- Receive funding recommendations and alerts
- Become more discoverable by potential collaborators

## (2) Find Funding Opportunities



As graduate students, securing funding can improve the quality of how we conduct research. Find out how you can search for grants/fellowships more efficiently and stay on top of deadlines.

## (3) Collaborate with Researchers



Pivot allows you to search for professionals working on a spectrum of research projects. Discover researchers at this university and beyond!

## (1) CREATE A PROFILE

### Create/claim a Pivot account/profile (~5 min.)

Although you are a UA student, you do not automatically have a Pivot account. Don't worry. You can create/claim an account in ~5 minutes. And, it's free! Here's how:

- Access Pivot through UA library via [new.library.arizona.edu](http://new.library.arizona.edu) or via [pivot.proquest.com](http://pivot.proquest.com)
- Click "Sign-up" (see right corner of screen).
- Follow remaining steps listed in this 3-minute video: <https://youtu.be/jPl49jGfjXQ>

### Detail all profile sections (~10 min. +)

The more personal and professional information you provide, the better Pivot can match you with funding, connect you with potential collaborators, and alert you with relevant funding deadlines.

- From the drop-down menu where your name is shown (see top right corner of screen), click "Your Profile". Or, you can access your profile from by clicking "Profiles" (see top row of screen), then clicking "Your Profile" (see left column of screen). Then, click "Edit Profile".
- In the "Overview" section, add biographical information to all sub-sections. Many sections can be copied/pasted from your resume!
- Continue completing the Publications, Grants, and Patents sections outlined in this 7-min. video: [https://youtu.be/JEVz5j\\_B3sE](https://youtu.be/JEVz5j_B3sE)

**YOU SHOULD UPDATE YOUR PROFILE AS OFTEN AS YOU CAN, BUT ESPECIALLY AFTER CHANGING INSTITUTIONS AND AWARDED FUNDING.**

## (2) FIND FUNDING OPPORTUNITIES

### Use keywords to narrow your search (~10 min. +)

As a general rule, you want to narrow down your funding search to fewer grants/fellowships. Check out this 3 minute video to learn about the different ways to search for funding opportunities: <https://youtu.be/zkH7erGfMU>

- After clicking the "Funding" tab (see top row of screen), click "Search by keyword". Using the "Keyword" search option is an efficient way to find grants/fellowships because this tool auto-fills terms that refine your search with popular terms that funding agencies use.
- You can also search by keyword by clicking "Advanced Search", scrolling down to "Keyword", and then entering terms you'd like to search.
- From your initial search, use the blue sidebar filters (e.g., "Top applicant types") to narrow the grants/fellowships to the population(s) you specify.



### Track relevant grants/fellowships (~5 min.)

- Once you are on the page of a grant/fellowship that you're interested in, click "Track" (see right sidebar of screen). This will allow you to stay informed on upcoming deadlines and relevant information.
- From the House Icon (see top row of screen), click "Active" (see left column of screen). To receive email notifications alerting you to your most critical funding opportunities, click on the grant/fellowship. Under the "Options" dropdown menu, click "Move to Active".


To learn more about the other tracking/altering features, watch this 4 minute video: <https://youtu.be/Q0x7ufNgzI8>

## (3) COLLABORATE WITH RESEARCHERS

### Connect with researchers at the UA and beyond (~5 min. +)

Search for professionals at the UA and other universities to collaborate on research, grants, fellowships, conferences, publications, and more!

- From Pivot, click “Profiles” (see top row of screen). Use the search bar to find profiles of researchers you may be interested in collaborating with.
  - You can enter a first/last name, a topic, or an institution.
- Use “Advanced Search” to refine your search, such as degrees, roles, and so on.
- Continue narrowing your search by following the steps listed in this 4 minutes video: <https://youtu.be/O31KBwf9sdw>



## BENEFITS & VIDEO TUTORIALS

### Benefits to Using Pivot

New to Pivot? Check out this 2-minute introduction video: <https://youtu.be/L-EIAUigaB8>

- Stay on top of updates and key deadlines
- Receive funding recommendations and alerts
- Become more discoverable by potential collaborators

### Video Tutorials

Watch the latest video tutorials. From basic searching to navigating funding results, Pivot’s Youtube Channel has it all!

<https://rgw.arizona.edu/development/funding-opportunities/search-databases-and-useful-funding-sources/cos-pivot#TrainingVideosTutorials>

